

DreamTec Systems

Meter Tracking

The DreamTec System is a comprehensive stock, fleet and order management system that enables energy and fuel distribution-based businesses to streamline operations like never before. The system comprises two parts: *meter tracking* and *mobile fleet management*. Both parts of the system can be supplied individually, together or in a gradual rollout.


Meter tracking is specifically designed for fuel distribution companies seeking greater control over their physical and human resources. Quick and simple to set up, it relies on sophisticated proprietary software that gives you complete visibility over your fleet and stock movements. Combining a meter tracking device and a feature-loaded, easy-to-use online dashboard, meter tracking provides you with the information and tools you need to truly transform your business.

How It Works:



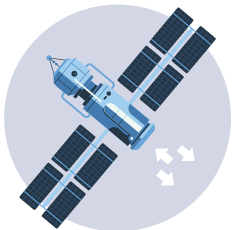
1.

A meter tracking device is fitted to each truck in your fleet – installation is easy and no driver training is required.



2.

The device reads data from the truck's electronic meter.



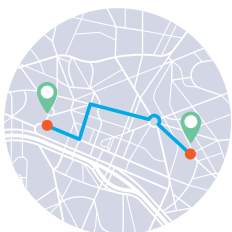
3.

Information from the meter is layered with GPS coordinates every six seconds and transferred to the online dashboard.



4.

Combined meter and GPS data is configured through the system to present insightful, accurate and actionable analysis.



5.

Your office team can monitor vehicle and stock movements in real time.



6.

The integrity of your stock and the safety of your personnel are protected throughout the day.



7.

Real-time data and reporting tools assist immediate and longer-term business decisions.



8.

The search-back facility reduces administration time and quickly resolves customer queries.

Take Control

Meter tracking offers many benefits that help you to take control over your distribution activities.

Enjoy Fleet Tracking Functionality With the Benefit of Stock Monitoring

Exclusive to DreamTec Systems, our technology lets you monitor driver and vehicle behaviour – tracking things like speed, progress and timings – but it also allows for continuous stock supervision. You can account for every drop of fuel, knowing exactly where it was delivered and the quantity and duration of every pump. You can also detect any stock additions and generate stock movement reports. No other system lets you track and protect your assets in this way.

Monitor Performance and Maximise Resources

Using our live online trail, map and grid views, along with our unique reporting tools, you can assess driver or depot performance and stock transactions – both in real time or over a chosen duration. You can determine the progress, location and stock levels of any vehicle in your fleet, at any time throughout the day, and redeploy resources at the touch of a button.

Prevent and Detect Fraud, Protect Stock and Improve Driver Security


Our technology allows you to quickly identify discrepancies between tickets and pump readings. By collating GPS and meter information, the system helps to detect any irregularities that could compromise both you and your customers. Stock anomalies, like multi-drop drift, where a pump is started in one location and finished at another, can no longer slip under the radar.

In addition to monitoring stock activity, our geofencing tool allows you to set specific parameters for an individual driver. If the truck exceeds this boundary, an alert is sent straight to the dashboard, enabling you to protect the safety of the driver and the integrity of your stock. You can also programme a sealed delivery, which advises you immediately if any driver delivers stock outside a selected zone. Similarly, with the unplanned stops tool, you can input a time limit for vehicle stops. The system instantly notifies you of any inactivity that exceeds this duration, safeguarding your stock and facilitating man-down tracking.

Gain Powerful Business Insights

DreamTec Systems meter tracking features a selection of reporting and analysis tools that offer performance insight, helping you to put information to work for your business. Employing data analytics, the system allows month-on-month or year-on-year comparisons. By measuring aspects such as productive time, number of transactions or delivery quantities, a clear picture of performance is produced. The data can be configured by date, driver, depot or company-wide.

Specialist reports on multi-drop drift, unplanned stops and irregular hours or distances are also facilitated, letting you examine activity through specific lenses. Additional features, like heat map generation and our unique market comparison tool, help to pinpoint sales trends and inform your future marketing plans.



To find out more about how DreamTec Systems meter tracking can transform your business, talk to us today on **+353 1 257 0400**.

Better yet, try DreamTec Systems for yourself. Get in touch to arrange a demonstration.

enquiries@dreamtecsystems.com
www.dreamtecsystems.com